


Weekly Global FX Market Monitor

2024.03.04

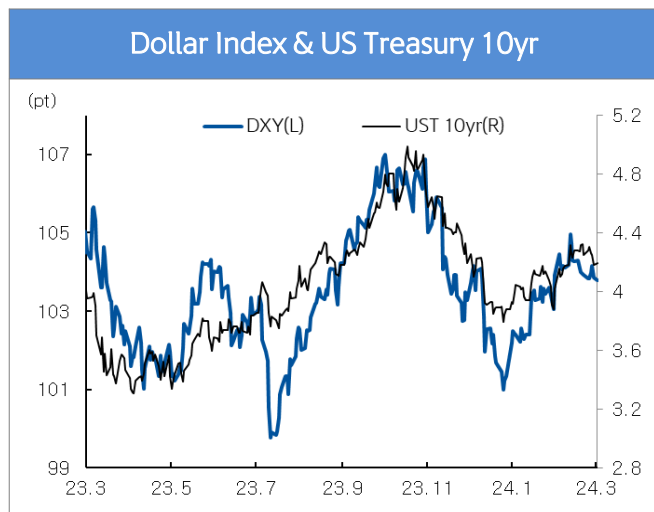


Global

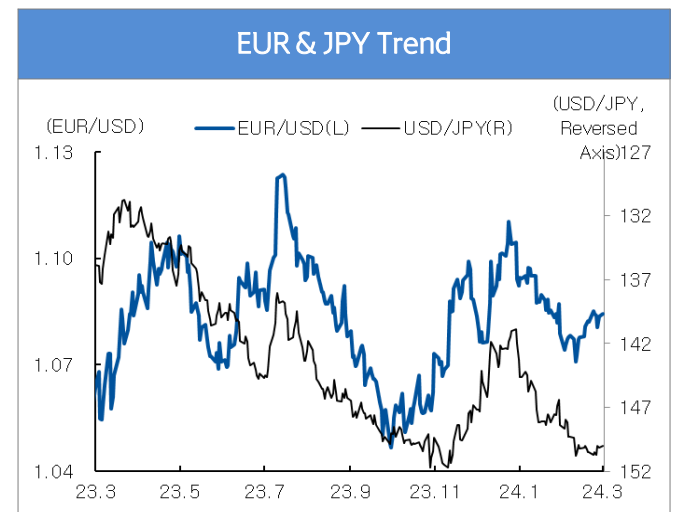
Solution & Trading Center, Seo Jae Kim
02-2151-2322, sjkim@shinhan.com
Translation: Jae Yeon Hyun



- Last week: Steady USD(+0.03%), Steady EUR(-0.06%), Strong JPY(+0.38%)
- DXY slightly rose later in the week but plunged after US PCE was announced, closing at 103.8pt.
- EUR moved around 1.08 dollar without clear direction. ECB's Lagarde mentioned that although disinflation may continue, additional evidence is needed.
- FX rates stiffened as rise of US bond yield eased. JPY strengthened later in the week as the BOJ member commented that inflation target seems achievable and flexible measures should be considered including monetary easing
- EM currencies rose after confirming PCE data that have met market anticipation.
- Demand for RUB increased as Russia's February tax payment season arrived. RUB(3.41%) strengthened.
- INR(+0.05%) strengthened while VND(-0.05%) and IDR(-0.67%) weakened.



Source : Bloomberg , SHB Solution & Trading Center



Source : Bloomberg , SHB Solution & Trading Center

Weekly Global FX Market Monitor

2024.03.04

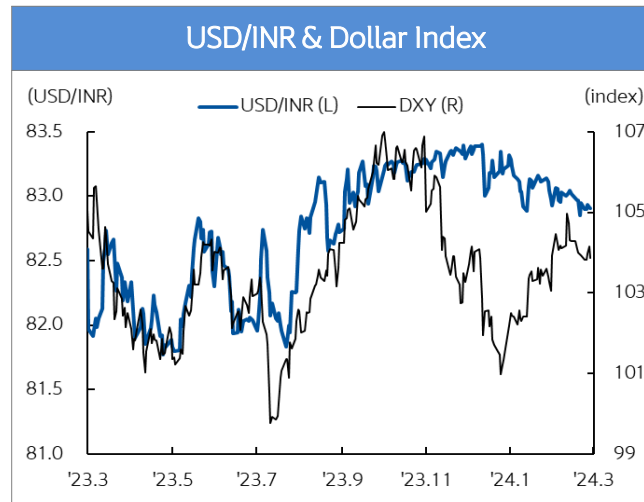


India

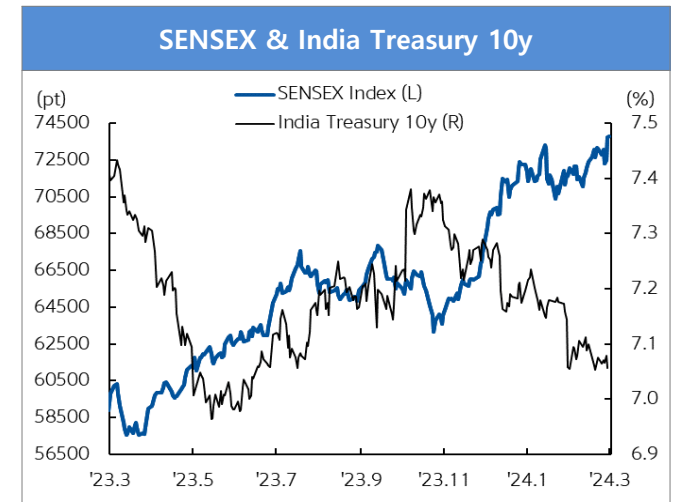
Solution & Trading Center, Seo Jae Kim
02-2151-2322, sjkim@shinhan.com
Translation: Jae Yeon Hyun

USD/INR	82.91
52wk high	83.50
52wk low	81.61
Sensex	73,806
52wk high	73,995
52wk low	57,085
Government Bond (10yr,%)	7.06
52wk high	7.45
52wk low	6.94
Major Indices Snap shot	
Real GDP Growth Rate(% YoY)	8.36
Consumer Prices (% YoY)	5.1
Producer Prices (% YoY)	0.27
RBI rate(%)	6.50
Manufacturing PMI (index)	56.9
Industrial Production (% YoY)	3.80
Core Sector Growth(% YoY)	3.57
Exports (% YoY)	3.12
Imports (% YoY)	2.99
Current Account (\$bn)	-8.30
Financial Earnings and Expenses (INR10mn)	-120324
FX Reserve (\$mn)	619,072

- Last week, USD/INR moved in the range of 82.90~82.93, strengthened compared to last week. (+0.05%)
- INR strengthened on inclusion in the MSCI index and capital inflow into bond market, breaking 200 days moving average for the first time since July 2023.
- Indian economy in 2023 4Q rose 8.4% yoy, highest since 2Q 2022, due to growth in manufacturing and construction sectors despite decrease in trade volume and agricultural production.
- February manufacturing PMI was 56.9, 5-month high, thanks to increase in export orders.
- FPI net purchased in equity and bond market.
 - Equity: net purchased(2/26~2/29 cumulative: \$556.25 mil), SENSEX rose. (+1.40%)
 - Bond: net purchased(2/26~2/29 cumulative: \$297.12 mil), bond yield dropped. (10y, 7.06%, -1.90bp)
- USDINR is expected to drop due to high economic growth, capital inflow into bond market, etc. But should be cautious about reversing the uptrend if growth is slower than expected. (Expected Range: 82.6~83.1)



Source: Bloomberg, SHB Solution & Trading Center



Source: Bloomberg, SHB Solution & Trading Center

Weekly Global FX Market Monitor

2024.03.04



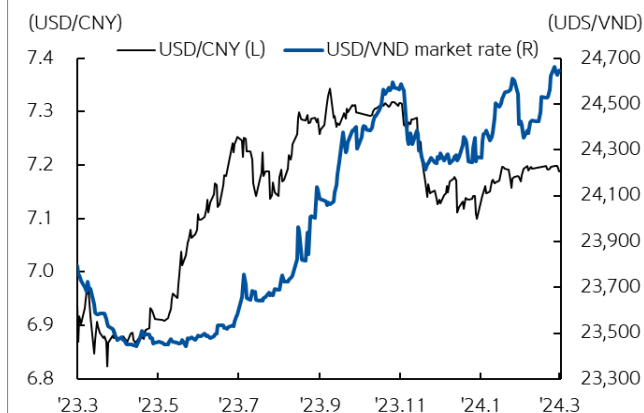
Vietnam

Solution & Trading Center, Seo Jae Kim
02-2151-2322, sjkim@shinhan.com
Translation: Jae Yeon Hyun

USD/VND	24,649
52wk high	24,705
52wk low	23,415
VN index	1,258
52wk high	1,264
52wk low	1,017
Government Bond(10yr,%)	2.45
52wk high	4.55
52wk low	2.35
Major Indices Snap shot	
Real GDP Growth	6.72
Rate(% YoY)	6.72
Consumer Prices (% YoY)	3.98
Total Mining Industries	9.18
Producer Price(% YoY)	4.50
Refinance rate(%)	4.50
Manufacturing PMI (index)	50.4
Industrial Production (% YoY)	-6.80
Retail Sales(% YoY)	8.10
Exports (% YoY)	-5
Imports (% YoY)	1.8
Current Account (\$mn)	9673.00
Financial Earnings and Expenses (VND10bn)	18,465
FX Reserve (\$mn)	87,200

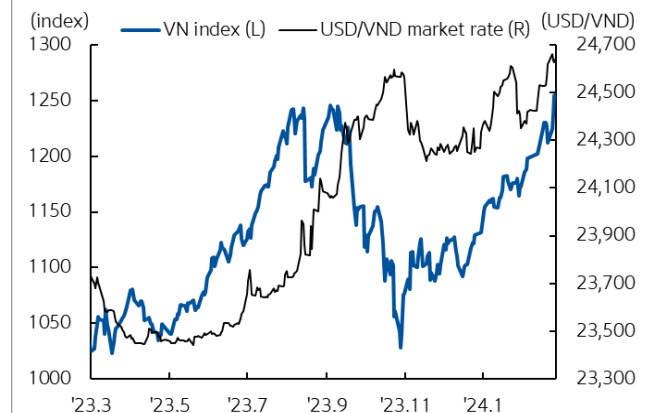
- Last week, USD/VND ranged from 24,628~ 24,622. Weakened compared to last week(-0.05%)
- SBV set the central rate at 24,002(3/1), dropped compared to 2/23.(23,996, -0.02%)
- Despite stabilization measures such as inflows from sovereign wealth funds, regulations on quantitative trading, and conditional short-selling bans in China, the CNY exhibited weakness. However, the VND saw only a slight depreciation, partly due to a shift in sentiment among foreign investors.
- PMI in January stood at 50.4, indicating expansion for the second consecutive month. With increases in production and new orders, workforce size is also expanding.
- In February, Vietnam's CPI and retail sales increased by 3.98% and 8.5% YoY, respectively. However, exports decreased by 5.0% while imports increased by 1.8%, resulting in a trade surplus of \$1.1 billion. The decline in exports is attributed to a decrease in working days, considered a temporary factor.
- FDI attraction reached \$4.29 billion, a significant increase of 38.6% compared to the same period last year.
- FPI net purchased \$4.4 million.
- VN index rose(+0.44%), 3M-VNIBOR recorded 2.65% on 3/1, dropped 11.7bp.
- While the manufacturing sector in Vietnam shows signs of recovery with increasing new orders and employment, the weakness in the CNY suggests little room for appreciation in the VND. As China's 'Two Sessions' commence today, expectations for stimulus measures from the Chinese government are growing, potentially influencing the VND exchange rate this week. (expected range:24,370~24,830)

USD/CNY & USD/VND Market rate



Source : Bloomberg , SHB Solution & Trading Center

VN Index & USD/VND Market rate



Source : Bloomberg , SHB Solution & Trading Center

Weekly Global FX Market Monitor

2024.03.04

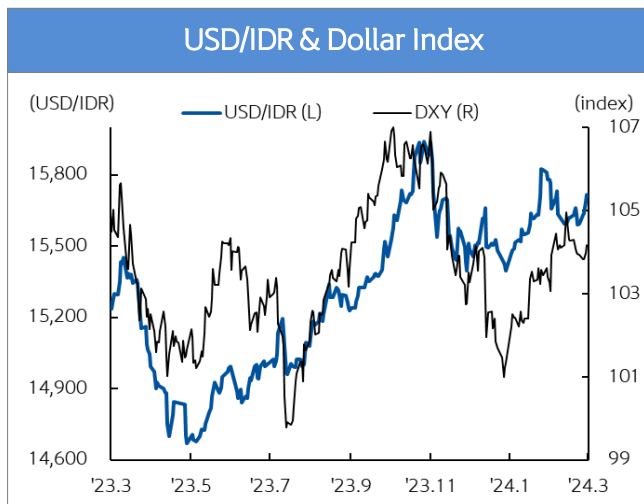


Indonesia

Solution & Trading Center, Seo Jae Kim
02-2151-2322, sjkim@shinhan.com
Translation: Jae Yeon Hyun

USD/IDR	15,700
52wk high	15,962
52wk low	14,575
Jakarta index	7,312
52wk high	7,404
52wk low	6,543
Government Bond(10yr,%)	6.63
52wk high	7.26
52wk low	6.16
Major Indices Snap shot	
Real GDP Growth Rate(% YoY)	5.04
Consumer Prices (% YoY)	2.75
Total Mining Industries Producer Price(% YoY)	2.80
Refinance rate(%)	6.00
Manufacturing PMI (index)	52.7
Industrial Production (% YoY)	-1.04
Retail Sales(% YoY)	3.70
Exports (% YoY)	-8.2
Imports (% YoY)	0.28
Current Account (\$mn)	-1,290
Financail Earnings and Expenses (IDR10bn)	-460,420
FX Reserve (\$mn)	145

- Last week, USD/IDR(market rate) ranged from 15,630~15,715, weakened in a week. (-0.67%)
- Global stock market showed mixed movements waiting for US PCE data. Capital outflowed from Indonesian stock market and IDR weakened.
- February consumer price rose 2.75% yoy. Abnormal climate and logistical disturbance in the Red Sea region caused rise in food prices. Accordingly, inflation in February was above the previous month (2.57%) and market anticipation. (2.60%)
- FPI net sold in equity market and net purchased in bond market.
 - Equity: net sold(2/26~3/1 cumulative: \$193.17 mil), Jakarta index rose. (+1.40%)
 - Bond: net purchased(2/26~2/29 cumulative: 63.82 mil), bond yield rose. (10y, 6.63%, +5.70bp)
- PCE matched market anticipation while ISM manufacturing index was below market anticipation. Risk preference trend is likely to continue and IDR is expected to strengthen. Yet, the market sentiment may change considering that US temporary budget expires this week and nonfarm payroll will be announced. (Expected Range: 15,450~15,760)



Source : Bloomberg , SHB Solution & Trading Center



Source : Bloomberg , SHB Solution & Trading Center

Weekly Global FX Market Monitor

2024.03.04



Australia

Solution & Trading Center, Seo Jae Kim
02-2151-2322, sjkim@shinhan.com
Translation. Jae Yeon Hyun

AUD/USD	0.6521
52wk high	0.6889
52wk low	0.6296
S&P/ASX200	7,734
52wk high	7,746
52wk low	6,773
Government Bond(10yr,%)	4.10
52wk high	4.95
52wk low	3.19
Major Indices Snap shot	
Real GDP growth rate (%YoY)	2.1
Consumer Prices(%YoY)	4.1
Producer Prices(%YoY)	4.1
Policy rate(%)	4.35
AU-US 2yr spread(%)	-0.78
China Imports From Australia(billion USD)	24.9
Exports(%MoM)	4.0
Imports(%MoM)	-0.4
Current Account(billion AUD)	1.2

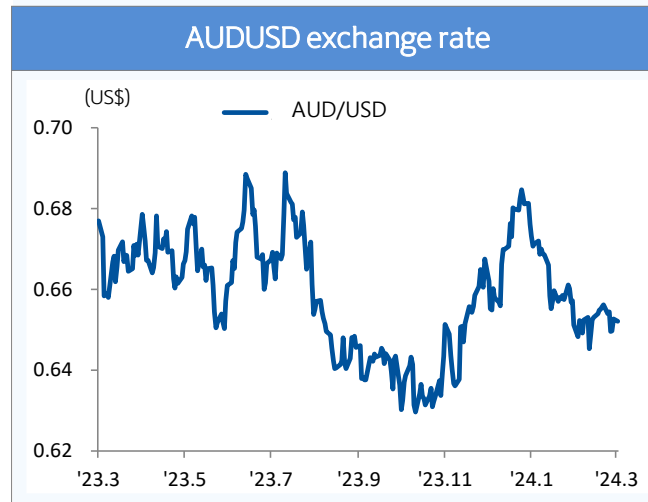
Last Week :

- The direction of the USD was generally weak against most currencies, while the AUD exhibited a slight downward trend along with the CNY.
- The decline in iron ore prices due to weak demand from China exerted pressure on the AUD. The momentum of the USD itself was lacking as US bond yields and stock prices showed signs of hesitation.

Outlook :

- The downturn in commodity prices further weighed on the AUD, exposing limits to any potential rebound.
- The annual political event in China, the 'Two Sessions'(NPC and CPPCC), which commenced earlier this week, may not provide significant positive momentum to Australia, a major commodity exporter, as it focuses on "high-quality development." However, the downward pressure on the AUD is expected to ease.

*Wells Fargo adjusted forecast downward.



Source : Refinitiv , SHB Solution & Trading Center

AUD/USD Forecast Distribution * (as of 2/29)

	'24.03	'24.06	'24.09
A N Z	0.68	0.69	0.70
Wells Fargo	0.65	0.64	0.66
MUFG	0.66	0.67	0.68
JPMorgan	0.69	0.69	0.69

Source : Bloomberg , SHB Solution & Trading Center

Major Price Variations in Global Markets 2024.03.04

SORT	NAME	DATE	PRICE	YTD(%)	YTD(%)	YTD(%)	YTD(%)	YTD(%)	YTD(%)
FX - DM	Dollar Index (DXY)	2024-03-04	103.86	0.03	-0.06	0.14	-0.36	-0.63	2.49
	Euro (EUR/USD)	2024-03-04	1.08	-0.06	0.94	0.07	0.44	1.53	-1.77
	Yen (USD/JPY)	2024-03-04	150.13	0.38	-0.97	-1.95	-2.44	-9.46	-6.05
	Pound (GBP/USD)	2024-03-04	1.27	-0.19	1.00	0.22	0.29	5.29	-0.55
	Switzerland (USD/CHF)	2024-03-04	0.88	-0.37	-1.43	-1.19	0.15	5.37	-4.74
	Australia (AUD/USD)	2024-03-04	0.65	-0.18	0.69	-1.39	1.04	-3.00	-4.17
FX - EM	South Korea (USD/KRW)	2024-02-29	1,331.40	-0.20	0.24	-3.10	-0.66	-0.63	-3.25
	China (USD/CNY)	2024-03-02	7.20	-0.01	-0.23	-0.95	0.97	-4.54	-1.35
	India (USD/INR)	2024-03-01	82.91	0.05	0.09	0.47	-0.22	-0.48	0.37
	Indonesia (USD/IDR)	2024-03-01	15,700.00	0.00	0.41	-1.37	-2.93	-2.96	-1.93
	Vietnam (USD/VND)	2024-03-04	24,649.00	-0.05	-1.08	-1.61	-2.31	-3.85	-1.54
	Brazil (USD/BRL)	2024-03-02	4.96	0.79	-0.85	-1.46	-0.11	4.55	-1.97
Russia (USD/RUB)	2024-03-02	91.73	3.41	-1.51	-0.77	5.01	-18.12	-2.47	
Stock - DM	United States Dow Jones	2024-03-02	39,087.38	-0.11	1.12	7.96	12.20	17.06	3.71
	United States NASDAQ	2024-03-02	16,274.94	1.74	4.13	14.73	15.99	39.23	8.42
	United States S&P 500	2024-03-02	5,137.08	0.95	3.60	12.41	13.76	26.98	7.70
	Japan NIKKEI225	2024-03-01	39,910.82	2.08	10.38	20.10	21.17	42.91	19.26
	United Kingdom FTSE	2024-03-02	7,682.50	-0.31	0.88	2.26	3.08	-3.33	-0.66
	France CAC40	2024-03-02	7,934.17	-0.41	4.50	8.20	8.99	7.98	5.18
Germany DAX	2024-03-02	17,735.07	1.81	4.83	8.11	12.07	13.84	5.87	
Stock - EM	South Korea KOSPI	2024-02-29	2,642.36	-0.82	3.93	5.48	3.07	9.51	-0.49
	China Shanghai Stock Exchange	2024-03-01	3,027.02	0.74	10.87	0.14	-4.72	-9.05	1.75
	India Sensex	2024-03-02	73,806.15	1.40	2.39	7.17	12.46	23.40	2.17
	Indonesia Jakarta	2024-03-01	7,311.91	0.23	1.01	3.08	4.50	7.31	0.54
	Vietnam VN index	2024-03-01	1,258.28	3.82	7.31	12.30	2.80	22.79	11.36
	Russia RTS	2024-03-02	1,122.32	5.44	0.45	4.21	5.54	18.71	3.58
Brazil Bovespa	2024-03-02	129,180.37	-0.18	1.57	1.88	9.68	24.37	-3.73	
Rates - DM	United States	2024-03-01	4.18	-6.82	29.96	-1.58	0.10	18.73	30.07
	Germany	2024-03-01	2.41	5.10	26.50	5.20	-13.50	-29.70	39.00
	United Kingdom	2024-03-01	4.11	7.70	36.80	-2.60	-31.40	27.60	57.70
	Japan	2024-03-01	0.72	-0.30	1.20	2.00	8.40	21.10	10.30
Rates - EM	South Korea	2024-02-29	3.48	5.00	3.90	-16.00	-36.50	-28.00	30.50
	India	2024-03-01	7.06	-1.90	-0.10	-23.30	-11.00	-33.70	-11.70
	Indonesia	2024-03-01	6.63	5.70	8.40	0.80	23.90	-23.50	14.70
	Vietnam	2024-03-01	2.45	-5.00	0.00	0.00	-20.00	-210.00	5.00
	Russia	2024-03-01	12.30	9.43	58.75	41.03	82.33	147.70	43.04
Brazil	2024-03-01	10.81	-8.20	20.20	-8.20	-28.60	-269.40	44.20	
Commodity	WTI (\$/bbl)	2024-03-04	79.97	3.08	10.64	9.49	-6.52	0.36	11.61
	Brent (\$/bbl)	2024-03-04	83.61	1.31	8.12	7.15	-6.06	-2.59	8.53
	Gold (\$/oz)	2024-03-04	2,086.08	2.70	3.01	2.79	7.38	12.95	1.12

Source : Bloomberg, Datastream, Solution & Trading Center

1) Periodical fluctuation rates in 'FX' categories mean appreciation(+) or depreciation(-) compared to dollar

2) 'Rates' categories mean Treasury 10 year yield, fluctuation rate is in bp (=0.01%) measure.

This report is provided only for a reference. Investors should judge market conditions for themselves before making any investment decisions