

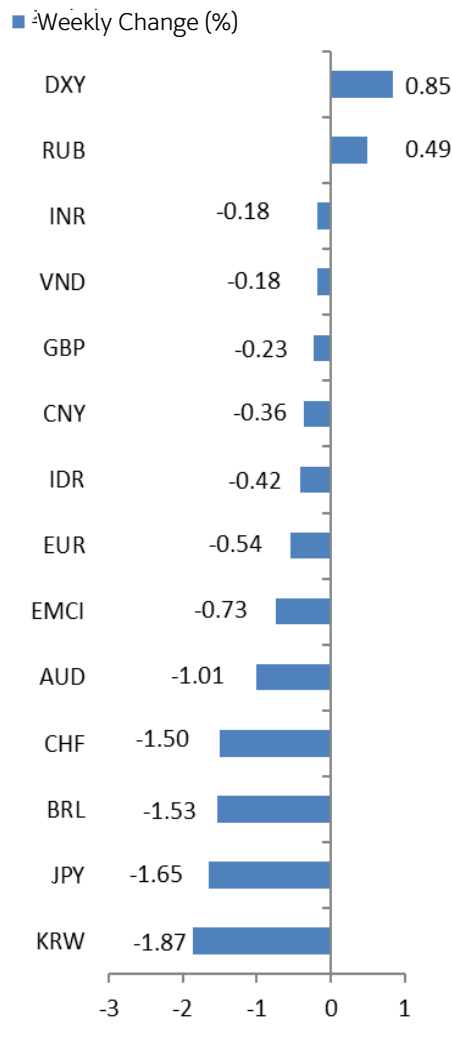
Weekly Global FX Market Monitor

2024.01.22

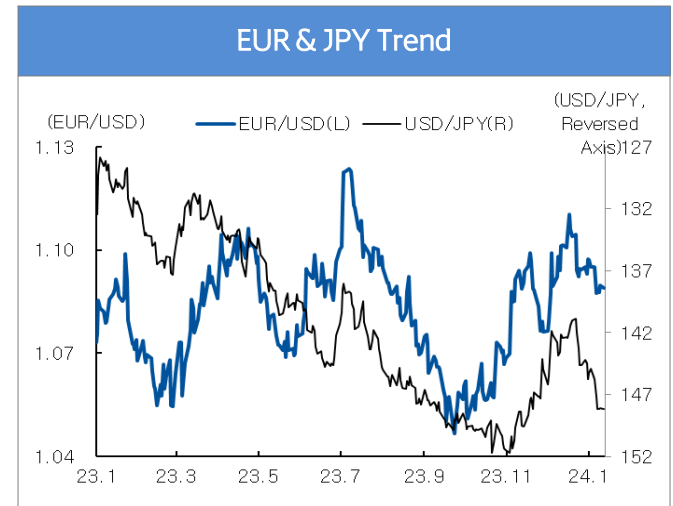
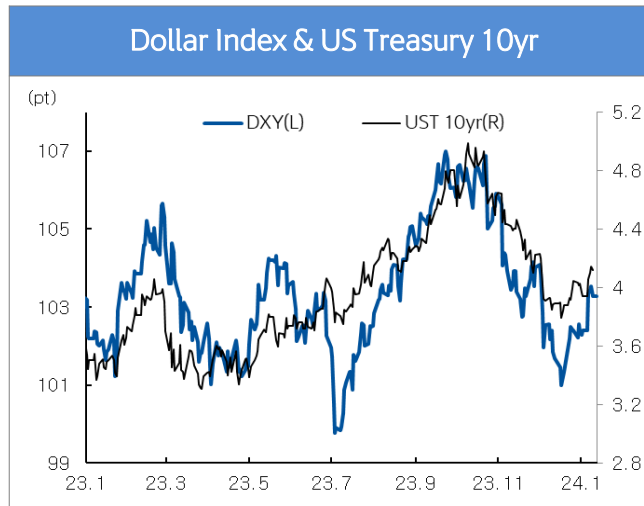


Global

Solution & Trading Center, Seo Jae Kim
02-2151-2322, sjkim@shinhan.com
Translation: Jae Yeon Hyun



- Last week: Strong USD(+0.85%), Weak EUR(-0.54%), Weak JPY(-1.65%)
 - Due to strong US consumer indices and hawkish comments from the Fed members, DXY rose. In addition, geopolitical risks in the Middle East triggered preference for safe assets, resulting additional rise of DXY.
 - EUR closed at 1.0890 dollar due to rise in US bond yield and weakening of investor sentiment. ECB members mentioned that the market expectation on rate cut is excessive but didn't affect the FX rate.
 - US bond yield rose after confirming strong US retail sales while JPY weakened. USDJPY rose as slowdown in CPI triggered concerns on the delay of the normalization of the monetary policy.
- Risk averse sentiment emerged due to sound US consumer indices and rising geopolitical risks. EM currencies weakened.
 - While investor sentiment has weakened, sluggish Chinese economy led decrease in iron ore demand and BRL(-1.53%) weakened.
 - INR(-0.18%), VND(-0.18%), and IDR(-0.42%) all weakened.



Source : Bloomberg , SHB Solution & Trading Center

Source : Bloomberg , SHB Solution & Trading Center

Weekly Global FX Market Monitor

2024.01.22

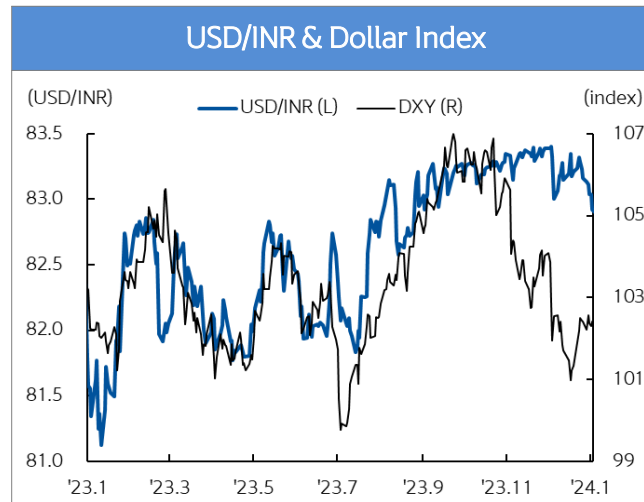


India

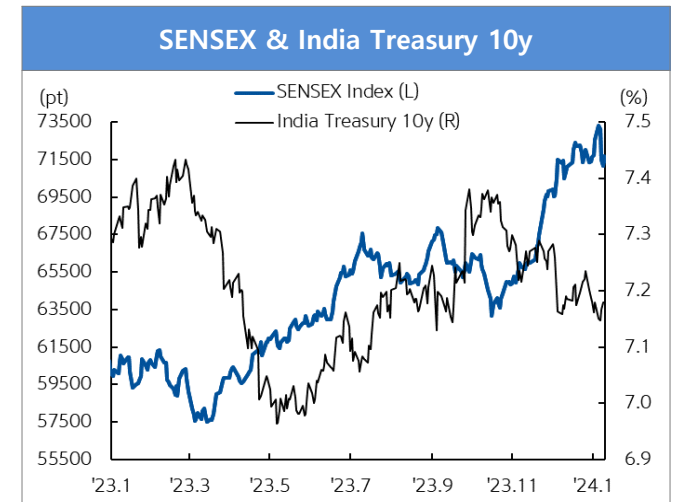
Solution & Trading Center, Seo Jae Kim
02-2151-2322, sjkim@shinhan.com
Translation: Jae Yeon Hyun

USD/INR	83.07
52wk high	83.50
52wk low	80.89
Sensex	71,424
52wk high	73,428
52wk low	57,085
Government Bond (10yr,%)	7.18
52wk high	7.45
52wk low	6.94
Major Indices Snap shot	
Real GDP Growth	7.64
Rate(% YoY)	
Consumer Prices (% YoY)	5.69
Producer Prices (% YoY)	0.73
RBI rate(%)	6.50
Manufacturing PMI (index)	54.9
Industrial Production (% YoY)	2.40
Core Sector Growth(% YoY)	7.84
Exports (% YoY)	0.96
Imports (% YoY)	-4.84
Current Account (\$bn)	-8.30
Financial Earnings and Expenses (INR10mn)	-102884
FX Reserve (\$mn)	618,937

- Last week, USD/INR moved in the range of 82.89~83.14, weakened compared to last week.(-0.18%)
- INR weakened as DXY rose on safe asset preference and retreat of anticipation on the Fed's early rate cut.
- Export and import in December rose by 1.0%yoy and decreased by 4.87%yoy. Trade deficit was \$19.803 billion. Trade deficit dropped two consecutive months due to decrease in oil and raw material prices and shipment.
- FPI net sold in equity market and net purchased in bond market.
 - Equity: Net sold(1/15~1/18 Accumulated: \$1.98 billion), SENSEX dropped.(-1.58%)
 - Bond: Net purchased(1/15~1/18 Accumulated: \$616.97 million), bond yield remained steady.(10y, 7.18%, +0.0bp)
- Expectation on the Fed's rate cut in March has weakened due to improved US consumer sentiment but as concerns over US economic slowdown eased, risk averse sentiment has been relaxed. Since FDI and portfolio investment inflow is increasing due to solid outlook on India's growth, INR is expected to strengthen but RBI's active intervention will limit the fall in USD/INR. (Expected Range: 82.5~83.4)



Source: Bloomberg, SHB Solution & Trading Center



Source: Bloomberg, SHB Solution & Trading Center

Weekly Global FX Market Monitor

2024.01.22



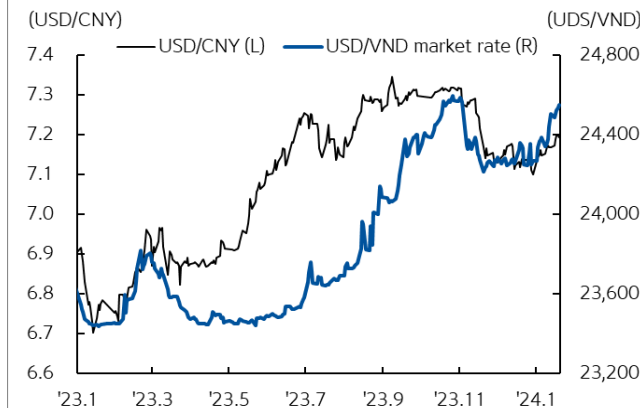
Vietnam

Solution & Trading Center, Seo Jae Kim
02-2151-2322, sjkim@shinhan.com
Translation: Jae Yeon Hyun

USD/VND	24,547
52wk high	24,620
52wk low	23,415
VN index	1,182
52wk high	1,255
52wk low	1,013
Government Bond(10yr,%)	2.28
52wk high	4.80
52wk low	2.21
Major Indices Snap shot	
Real GDP Growth	6.72
Rate(% YoY)	6.72
Consumer Prices (% YoY)	3.58
Total Mining Industries	9.18
Producer Price(% YoY)	4.50
Refinance rate(%)	4.50
Manufacturing PMI (index)	48.9
Industrial Production (% YoY)	5.80
Retail Sales(% YoY)	9.60
Exports (% YoY)	13.1
Imports (% YoY)	12.3
Current Account (\$mn)	9673.00
Financial Earnings and Expenses (VND10bn)	18,465
FX Reserve (\$mn)	87,200

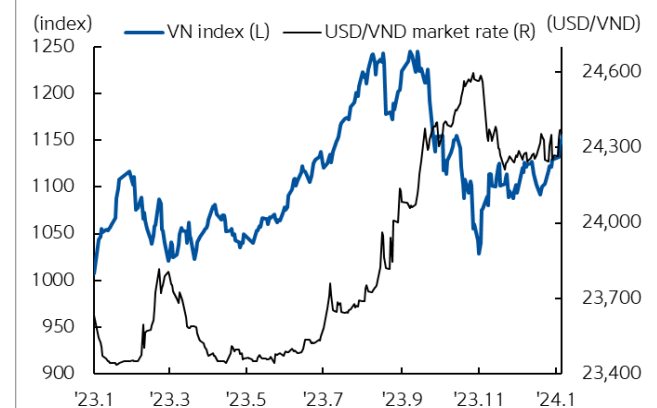
- Last week(1/15~ 1/19), USD/VND(market rate) ranged from 24,487~24,550, a slight depreciation compared to the previous week. (-0.18%)
- SBV announced market rate at 24,037(1/19), slightly decreased compare to 1/12. (-0.25%, 23,976)
- Concerns deepened over the Chinese Yuan due to lower growth rates in the fourth quarter, leading to an increase in the exchange rate up to the level of 7.19. The dong also rose to its highest level in 11 months, driven by worries about economic recovery as the US December retail sales surpassed expectations, leading to a retreat in expectations of the FED's rate cut in March.
- Last week, FPI(equity, bond, mutual fund, ETF, etc.) net purchased \$23.85 million. - VN index increased(+2.32%), and VNIBOR3M increased by 20bps(2.95%, 1/19).
- While foreigners remain conservative about the Chinese capital market, and economic stimulus measures fall short of expectations, it may take time to reverse the sentiment of Yuan depreciation. This week, USD/VND is expected to attempt a decline in sync with improved investor sentiment and a weaker US dollar. However, a reversal may not be easy due to the continued depreciation of the Yuan. In the latter half of the month (25-31), major indicators such as January consumer prices, retail sales, and import/export performance are scheduled to be announced(Expected Range: 24,200~ 24,800)

USD/CNY & USD/VND Market rate



Source : Bloomberg , SHB Solution & Trading Center

VN Index & USD/VND Market rate



Source : Bloomberg , SHB Solution & Trading Center

Weekly Global FX Market Monitor

2024.01.22

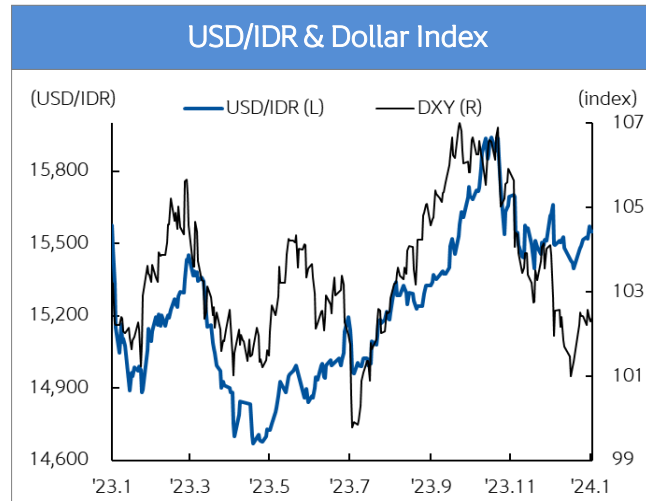


Indonesia

Solution & Trading Center, Seo Jae Kim
02-2151-2322, sjkim@shinhan.com
Translation: Jae Yeon Hyun

USD/IDR	15,615
52wk high	15,962
52wk low	14,575
Jakarta index	7,227
52wk high	7,404
52wk low	6,543
Government Bond(10Yr,%)	6.62
52wk high	7.26
52wk low	6.16
Major Indices Snap shot	
Real GDP Growth Rate(% YoY)	4.94
Consumer Prices (% YoY)	2.61
Total Mining Industries	3.14
Producer Price(% YoY)	6.00
Refinance rate(%)	6.00
Manufacturing PMI (index)	52.2
Industrial Production (% YoY)	-1.89
Retail Sales(% YoY)	0.10
Exports (% YoY)	-5.76
Imports (% YoY)	-3.81
Current Account (\$mn)	-900
Financail Earnings and Expenses (IDR10bn)	-460,420
FX Reserve (\$mn)	146

- Last week, USD/IDR(market rate) moved in the range of 15,555~15,640, weakened compared to last week.(-0.42%)
- Hawkish comments from the Fed and ECB members, in addition to intensifying geopolitical risks, risk averse sentiment emerged and Asian currencies weakened. Accordingly, USD/IDR rose last week.
- The central bank maintained the interest rate at 6% at the monetary policy meeting in January. The Bank of Indonesia mentioned that slowdown in inflation must be confirmed prior to rate cuts.
- FPI net purchased in equity market and net sold in bond market.
 - Equity: Net purchased (1/15~1/19 accumulated: \$155.27 million), Jakarta index dropped(-0.19%).
 - Bond: Net sold (1/15~1/19 accumulated: \$ 46.86 million), bond yield dropped(10y, 6.62%, -4.30bp).
- The market and the Fed's expectation on rate cut seems to be adjusted. Thus, additional factor for stronger US dollar is limited If US GDP in 4Q slows down and announced to be 1.9% as the market consensus, USD/IDR may decrease as expectation on the Fed's rate cut revives. (Expected Range: 15,420~15,680)



Source : Bloomberg , SHB Solution & Trading Center



Source : Bloomberg , SHB Solution & Trading Center

Weekly Global FX Market Monitor



Australia

Solution & Trading Center, Seo Jae Kim
02-2151-2322, sjkim@shinhan.com
Translation: Jae Yeon Hyun

AUD/USD 0.6598

52wk High 0.7137

52wk Low 0.6296

S&P/ASX200 7,456

52wk High 7,628

52wk Low 6,773

Government Bond(10yr,%) 4.26

52wk High 4.95

52wk Low 3.19

Major Indices Snapshot

Real GDP Groth Rate (%YoY) 2.1

Consumer Prices (%YoY) 5.4

Producer Prices (%YoY) 3.8

Policy Rate (%) 4.35

AU-US 2yr Spread (%) -0.45

China Imports from Australia (% USD YoY) 24.9

Exports(%MoM) 4.0

Imports(%MoM) -0.4

Current Account(% GDP) 1.2

Last Week :

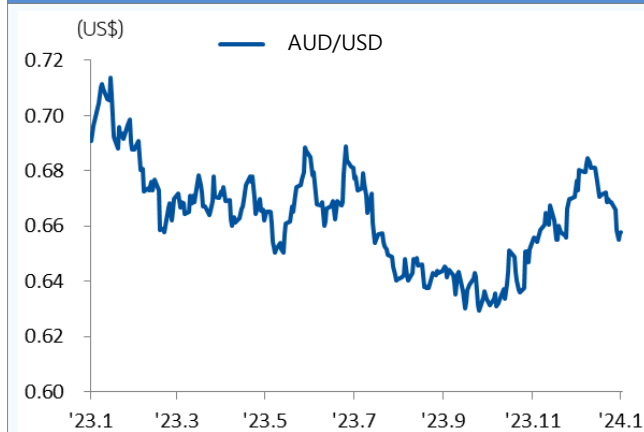
- AUD is declining, fully reversing the gains from December in the previous year and keeping 0.65 within sight. However, after the global strength of the dollar eased on the 17th, there has been a slight rebound.
- Market-wide risk-off positions were strong, and US bond rates also rose, causing AUD to fall.

Outlook :

- The market is seeing a retreat in the previously anticipated US rate cut, with US bond rates on the rise. However, considering the somewhat exaggerated downturn of the AUD at the beginning of the year, there is a weight on the short-term possibility of AUD rebound.
- Starting this week, there is likely to be short-term volatility due to the monetary policy meetings in major countries. (Japan, Eurozone, US)

*No changes

AUDUSD exchange rate



Source : Refinitiv,, SHB Solution & Trading Center

AUD/USD Forecast Distribution * (as of 1/19)

	'24.03	'24.06	'24.09
A N Z	0.68	0.69	0.70
Wells Fargo	0.66	0.67	0.69
MUFG	0.66	0.67	0.68
JPMorgan	0.69	0.69	0.69

Source : Bloomberg , SHB Solution & Trading Center

Major Price Variations in Global Markets 2024.01.22

SORT	NAME	DATE	PRICE	YTD(%)	YTD(%)	YTD(%)	YTD(%)	YTD(%)	YTD(%)
FX - DM	Dollar Index (DXY)	2024-01-22	103.27	0.85	1.55	-2.72	2.18	1.24	1.91
	Euro (EUR/USD)	2024-01-22	1.09	-0.54	-1.12	2.07	-1.56	0.17	-1.34
	Yen (USD/JPY)	2024-01-22	148.17	-1.65	-3.89	1.04	-4.52	-11.81	-4.81
	Pound (GBP/USD)	2024-01-22	1.27	-0.23	-0.02	3.67	-1.02	2.58	-0.26
	Switzerland (USD/CHF)	2024-01-22	0.87	-1.50	-1.52	2.57	0.10	6.10	-3.15
	Australia (AUD/USD)	2024-01-22	0.66	-1.01	-3.03	4.06	-2.17	-6.20	-3.21
FX - EM	South Korea (USD/KRW)	2024-01-19	1,338.90	-1.87	-2.32	1.37	-5.46	-7.95	-3.79
	China (USD/CNY)	2024-01-20	7.19	-0.36	-1.04	1.63	0.41	-5.81	-1.30
	India (USD/INR)	2024-01-19	83.07	-0.18	0.14	0.21	-1.17	-2.06	0.17
	Indonesia (USD/IDR)	2024-01-19	15,615.00	-0.42	-0.70	1.28	-3.97	-3.27	-1.40
	Vietnam (USD/VND)	2024-01-22	24,547.00	-0.24	-1.21	0.11	-3.54	-4.47	-1.13
	Brazil (USD/BRL)	2024-01-20	4.93	-1.53	-1.33	2.75	-2.80	5.01	-1.47
	Russia (USD/RUB)	2024-01-20	87.96	0.49	2.92	10.03	3.50	-21.20	1.72
Stock - DM	United States Dow Jones	2024-01-20	37,863.80	0.41	1.28	14.30	7.48	13.45	0.46
	United States NASDAQ	2024-01-20	15,310.97	2.28	2.12	17.92	9.11	37.44	2.00
	United States S&P 500	2024-01-20	4,839.81	1.25	1.79	14.57	6.69	21.83	1.47
	Japan NIKKEI225	2024-01-19	35,963.27	1.09	8.42	15.05	11.33	35.44	7.47
	United Kingdom FTSE	2024-01-20	7,461.93	-2.14	-3.06	0.81	-2.63	-3.97	-3.51
	France CAC40	2024-01-20	7,371.64	-1.25	-2.61	8.15	-0.82	5.37	-2.27
	Germany DAX	2024-01-20	16,555.13	-0.89	-0.90	11.87	2.34	10.12	-1.17
Stock - EM	South Korea KOSPI	2024-01-19	2,472.74	-2.11	-4.88	4.12	-5.25	3.23	-6.87
	China Shanghai Stock Exchange	2024-01-19	2,832.28	-1.72	-2.83	-5.05	-10.59	-13.25	-4.80
	India Sensex	2024-01-20	71,423.65	-2.60	0.45	9.21	7.11	17.82	-1.13
	Indonesia Jakarta	2024-01-19	7,227.40	-0.19	-0.14	5.52	5.04	5.13	-0.62
	Vietnam VN index	2024-01-19	1,181.50	2.32	7.11	6.63	-0.37	6.63	4.56
	Russia RTS	2024-01-20	1,130.05	-0.53	6.85	4.51	11.62	13.93	4.30
	Brazil Bovespa	2024-01-20	127,635.65	-2.56	-3.85	12.80	6.17	13.92	-4.88
Rates - DM	United States	2024-01-19	4.12	18.36	19.13	-86.72	37.43	73.11	24.35
	Germany	2024-01-19	2.34	15.80	32.60	-58.90	-9.60	27.70	31.80
	United Kingdom	2024-01-19	3.93	13.60	27.70	-74.40	-28.60	65.40	39.20
	Japan	2024-01-19	0.67	6.10	3.60	-17.20	20.20	22.70	5.40
Rates - EM	South Korea	2024-01-19	3.42	11.00	11.00	-94.50	-16.00	17.80	24.00
	India	2024-01-19	7.18	0.00	0.50	-19.30	10.40	-13.30	0.50
	Indonesia	2024-01-19	6.62	-4.30	11.80	-26.00	41.30	-1.40	14.10
	Vietnam	2024-01-19	2.28	4.00	-7.00	-87.00	-22.00	-247.00	-7.00
	Russia	2024-01-19	11.60	-54.41	-39.93	-70.54	42.02	121.97	-26.01
	Brazil	2024-01-19	10.78	25.30	23.20	-124.30	-3.30	-200.20	41.00
Commodity	WTI (\$/bbl)	2024-01-22	73.57	1.22	0.01	-17.10	-4.54	-9.52	2.68
	Brent (\$/bbl)	2024-01-22	78.30	0.19	-0.97	-15.04	-3.42	-10.65	1.64
	Gold (\$/oz)	2024-01-22	2,027.22	-1.43	-1.26	2.76	3.71	4.98	-1.73

Source : Bloomberg, Datastream, Soluton & Trading Center

1) Periodical fluctuation rates in 'FX' categories mean appreciation(+) or depreciation(-) compared to dollar

2) 'Rates' categories mean Treasury 10 year yield, fluctuation rate is in bp (=0.01%) measure.

This report is provided only for a reference. Investors should judge market conditions for themselves before making any investment decisions